
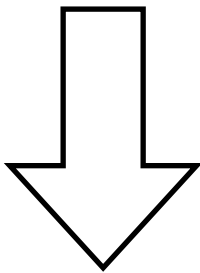


You Want an App




Submit the name of the app you want to be reviewed to your supervisor
by filling out the form: Ipad App Request From
Located @ www.EHT.K12.NJ.US > Departments>Information Technology>
Ipad Icon> Ipad App Request form



APP Request Form


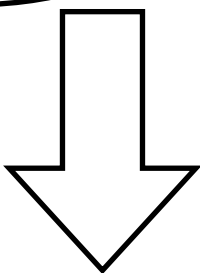
Example App



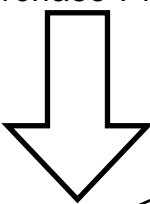
Supervisor
Reviews

APPROVED

Example App



The Volume Purchase Program Manager

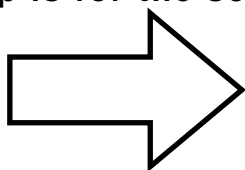
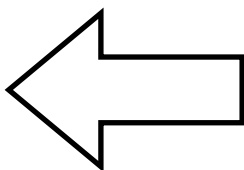


VOUCHER

VPP manager sends a
voucher for the app via email

If the app is for your school issued iPad

If the app is for the school iPad carts



Proceed to download the app by clicking on
the link in your email to either the
computer where the iPad is synced or the
iPad itself
Note: The iPad must have an internet
connection in order to download the app



OR



The school media specialist will receive an email
with the voucher code and proceed to download
the app by clicking on the link in their email on the
iPad cart Macbook computer.

Once the app is downloaded to the iPad cart
Macbook, the media specialist will sync the app
to all of the iPads in the cart

